

20 relaxation/calming activities for children


www.elsa-support.co.uk

Follow us on [Facebook](#) and [Twitter](#) for regular updates and fabulous ideas.

Please do not directly share this resource but direct others to the website for them to download it themselves. Thank you!

Sign up to the newsletter – go to the website and fill in your email address.

Thank you to the Facebook group and Page for your ideas which enabled me to create this resource.




Bubble blowing



Blowing bubbles is a fantastic way of learning how to breathe when you are feeling tense. Remember you might feel tense when you are angry, scared, worried or upset. Blow the bubbles gently with your lips pursed. If you blow too hard you will not see any bubbles the mixture will not form any bubbles. If you blow too gently then the bubble mixture will not leave the wand. It takes practice to blow lots of bubbles. This is the breathing you need to do when you are feeling angry, scared, worried or upset. It will help to calm you down. Next time you feel angry, scared, worried or upset imagine you are blowing bubbles. Blow 5 sets of bubbles. Breathing out through pursed lips, long and slow and then taking a breath before blowing some more bubbles long and slow.

www.elsa-support.co.uk




Squeeze and relax

Cut an orange into segments (or a lemon). Squeeze the orange segment as hard as you can to get as much juice as possible out of the segment. Try squeezing for the count of 10 without stopping. Use your whole body to squeeze that segment. When you squeeze hard like this it makes your body tense. This is what tense feels like. You might feel tense if you are angry, worried, upset or scared about something. When you stop squeezing the segment then your body begins to relax. This is what relax or calm feels like. Try and recognise this tense feeling next time you are angry, worried, scared or upset. Imagine you are letting go of the orange segment and allowing your body to relax. You can also practise this exercise with playdough, plastercine or clay.



www.elsa-support.co.uk




Worry bubbles

If you are worrying about things then use bubbles to take your worries away. Imagine a worry as you blow your bubbles. Fill the bubbles with your worries and watch them float away. You will now feel calm and relaxed. You don't need to carry these worries around with you.



www.elsa-support.co.uk

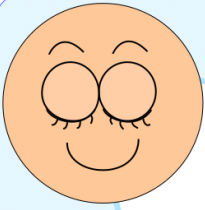


Happy memories

If you are feeling sad, imagine some happy memories. Times when you felt really happy. It might be Christmas, birthdays, a family holiday, a good game you played with a friend. Imagine you are filling your bubbles with each of these happy memories. Look at all the bubbles surrounding you, all the happy memories surrounding you. You can let yourself feel happy.



www.elsa-support.co.uk




Smell and relax

You need to find something lovely to smell to practice this exercise. Use a piece of chocolate, perfume, vanilla pod, lavender, anything that you like to smell. Close your eyes and use your nose to smell the item you have chosen. Take the smell deep into your nostrils and think about how wonderful it is. How calm and relaxing it is. It might give you lovely memories. Think about those memories as you smell the item. Breathe in long and slow through your nose. Then breathe out through your mouth. This will help you feel relaxed and calm. Remember this exercise when you are feeling upset, angry, worried or scared. Imagine you have your favourite thing to smell in front of you and smell it as you calm down. Breathe in and out 5 times.



www.elsa-support.co.uk




Cooling off

If you feel angry, go to the sink and run your hands under the cold tap. Feel the cold, refreshing water running over your fingers, over the back of your hands and over your palms. Keep turning your hands over and back. Imagine this cool feeling spreading over your body until you feel calm. Anytime you feel angry in the future and you can't get to a tap then bring back this image in your mind of that cool refreshing water.



www.elsa-support.co.uk




Clap it out!

When you feel angry or tense, clap your hands together as hard as you can and as fast as you can. Then stop! Can you feel the fizzing in your hands? That is all the anger leaving your body. Your body is relaxing and beginning to feel calm.



www.elsa-support.co.uk




Deflate like a balloon

Demonstrate blowing up a balloon. Tie the balloon and then pop it. This is what happens when we are angry. The balloon gets bigger and bigger like our anger and eventually it pops. When we get angry we can do things such as hurting other people, hurting ourselves or damaging property. I want you to imagine you are filled with the angry thoughts just like the balloon, but you are going to stop getting angry and bit by bit let out the angry feelings just like a balloon slowly deflating. (Blow another balloon up and slowly deflate it) breathe in and breathe out slowly, letting all the air out. The more angry thoughts and feelings are replaced with calming thoughts and feelings the smaller the balloon becomes. When the balloon is completely empty then you will be calm and relaxed.




www.elsa-support.co.uk




Smell the flower and blow out the candle

This exercise is similar to the 'smell and relax exercise'. Breathe in the scent of a flower and then blow out a candle. Long and slow as you relax. Repeat 5 times.



www.elsa-support.co.uk




Shells

Close your eyes. I am putting a shell onto your lap. Imagine you are on an island with just a palm tree on it. I want you to imagine you are walking around the island. Can you feel the hot, soft sand under your feet? Can you feel the hot sun beaming down onto your face? Dip your feet into the cool water. Can you feel the gentle waves trickling over your feet? Can you smell the saltiness of the sea? Listen to the seagulls squawking as they fly above you. As you continue to walk around the island, walk over to the palm tree. Sit down under the palm tree where it is cool and peaceful. Reach down into the warm sand and pick up a shell. (move the shell from their laps to their hands).



www.elsa-support.co.uk




Paint it out!

Close your eyes and imagine where the anger/anxiety/fear is in your body. Choose a colour that you like best and dip your paint brush into a pot of your calming colour. Paint over all those scary feelings. You now feel calm.



www.elsa-support.co.uk




Use your senses

Lay down or sit in a comfortable chair. Think about your hearing. Close your eyes and listen to the sounds around you. What can you hear? Fill your mind with the sounds. Don't think about the sound just listen to it. Feel yourself relax as you fill your mind with the sound. Stay like this for 5 minutes. You feel calm.



www.elsa-support.co.uk




Butterfly on your nose

A butterfly has landed in your nose. It's a beautiful colourful butterfly. You can see it sitting there right at the end of your nose. It flaps its wings and tickles your nose. You move your nose to try and get it to fly away but it likes being there. Move your nose from side to side. Eventually the butterfly flies away into the blue sky and your face feels very relaxed.




www.elsa-support.co.uk




Push the wall

When you are feeling angry, push the wall, feel all those angry feelings run down your arms, through your hands and into the wall. You may wish to shout at the wall.



www.elsa-support.co.uk




Melt the snowman

Imagine you are a snowman. It is freezing cold and you are made out of white crunchy snow. The snow glistens and sparkles but you are very very cold. The sun comes out and it warms each part of your body bit by bit. You begin to melt. Your body is melting from the top of your head to your toes, bit by bit. You are totally happy and relaxed.



www.elsa-support.co.uk




Melt the icecream

Imagine you are an ice cream. Which flavour will you be? Starting at the top you begin to melt. First your head and neck melts. Then your shoulders and arms and right down to your toes melt. Feel how relaxed you are now.





www.elsa-support.co.uk



Turtle shell


A turtle has a hard shell covering them. It helps them to keep safe and protects them. Imagine you have a turtle shell covering your body. It will keep you safe and protect you if someone says something mean to you or tries to wind you up. You can stay safe in your turtle shell. No one can upset you or make you angry when you have your turtle shell on.



Dragon breathing


Imagine that when you are angry you become a dragon. You are full of heat, fire and smoke. You need to get the fire and heat out of your body. Imagine you are blowing the heat and fire out of your body through your mouth. Blow long and slow, get all the heat out of your body. Breathe in and breathe out the smoke and fire. The more you get out the calmer you will feel.






Feather blowing

Choose a feather that you really like. This is your feather and you can keep it to practise our blowing techniques. When you get upset, angry, scared or worried then using your feather will help to calm you down. Hold the feather in front of your lips about 10-15 cm away and blow the feather to one side and then to the other side. Take a short breath in before blowing again slowly and calmly. Repeat 5 times.



www.elsa-support.co.uk



Straw blowing

Here is a glass of orange juice and a straw. I want you to blow into the straw and make bubbles in your orange juice. Notice how your lips are pursed and you are blowing steadily. Blow bubbles for the count of 3. Imagine you are blowing bubbles if you get angry, upset, worried or scared. Blow those bubbles for a count of 3 and then breathe in for a count of 2. Repeat 5 times to calm your body.



www.elsa-support.co.uk